

MC SERIES

LEEON
ELECTRICAL MACHINERY

SINGLE-PHASE CAPACITOR-START ASYNCHRONOUS INDUCTION MOTOR WITH ALUMINIUM HOUSING

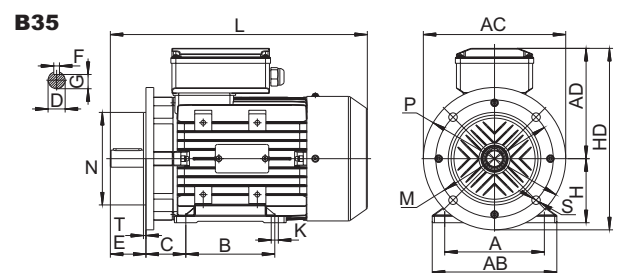
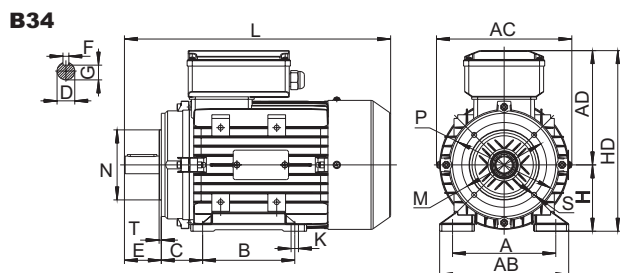
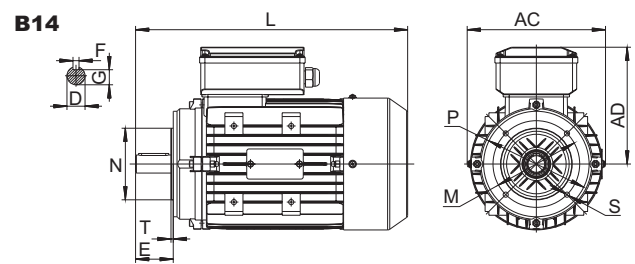
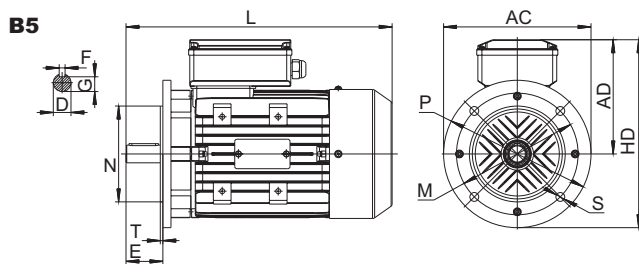
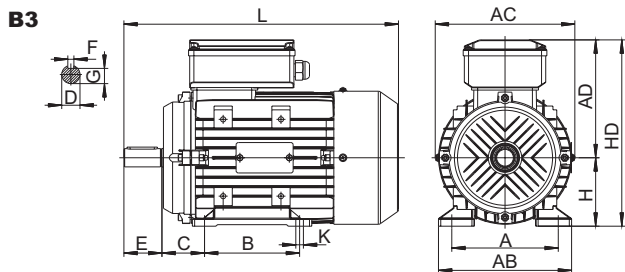
MC series aluminum housing single-phase capacitor-start asynchronous motor, with latest design in entirety, are made of selected quality materials and conform to the IEC standard.

MC motor have good performance, safety and reliable operation, nice appearance, and can be maintained very conveniently, while with low noise, little vibration and at the same time of light weight and simple construction.

High starting torque, perfect starting performance, generally the multiple of the starting torque and suitable for the occasion where big starting torque and small starting current, such as air-compressors, pumps, refrigerators, medical apparatus, and many other machines needing full-load start.

Operating Conditions

Ambient temperature:	-15°C < θ < 40°C
Altitude:	Not exceeding 1000meters
Rated voltage:	220V
Rated frequency:	50Hz/60Hz
Duty/Rating:	Continuous (S1)
Insulation class:	Class B/F
Protection class:	IP54, IP55
Cooling method:	ICO141



INSTALLATION SIZE AND OVERALL DIMENSION

in mm

Frame No	Installation Size										Installation Size For B14						Installation Size For B5						Overall Dimension				
	A	B	C	D	E	F	G	H	K		M	N	P	R	S	T	M	N	P	R	S	T	AB	AC	AD	HD	L
71	112	90	45	14	30	5	11	71	7		85	70	105	0	M6	2.5	130	110	160	0	10	3.5	145	145	125	205	255
80	125	100	50	19	40	6	15.5	80	10		100	80	120	0	M6	3.0	165	130	200	0	12	3.5	160	165	135	235	295
90S	140	100	56	24	50	8	20	90	10		115	95	140	0	M8	3.0	165	130	200	0	12	3.5	180	185	145	265	335
90L	140	125	56	24	50	8	20	90	10		115	95	140	0	M8	3.0	165	130	200	0	12	3.5	180	185	145	265	360
100L	160	140	63	28	60	8	24	100	12		-	-	-	0	-	-	215	180	250	0	15	4.0	205	215	170	280	380
112M	190	140	70	28	60	8	24	112	12		-	-	-	0	-	-	215	180	250	0	15	4.0	245	240	180	310	400

TECHNICAL DATA

TYPE	Power KW	Power HP	Voltage (V)	Current (A)	Speed (r/min)	Eff (%)	Power Factor	Tstart/Tn (Time)	Tmax/Tn (Time)	Starting A. (A)
220V 50Hz Synchronous Speed 3000 r/min (2 Poles)										
MC711-2	0.18	0.25	220	2	2800	60	0.72	3.0	1.8	12
MC712-2	0.25	0.33	220	2.5	2800	64	0.74	3.0	1.8	15
MC801-2	0.37	0.5	220	3.5	2800	65	0.77	2.8	1.8	21
MC802-2	0.55	0.75	220	4.8	2800	68	0.79	2.8	1.8	29
MC90S-2	0.75	1	220	6	2800	70	0.80	2.5	1.8	37
MC90L-2	1.10	1.5	220	9	2800	72	0.80	2.5	1.8	60
MC100L1-2	1.50	2	220	11.5	2900	74	0.81	2.5	1.8	80
MC100L2-2	2.20	3	220	16.6	2900	75	0.81	2.2	1.8	120
MC112M-2	3.00	4	220	21.6	1400	76	0.82	2.2	1.8	150
220V 50Hz Synchronous Speed 1500 r/min (4 Poles)										
MC711-4	0.12	0.18	220	2	1400	50	0.58	3.0	1.8	90
MC712-4	0.18	0.25	220	2.6	1400	53	0.62	2.8	1.8	12
MC801-4	0.25	0.33	220	3.2	1400	58	0.63	2.8	1.8	15
MC802-4	0.37	0.5	220	4.3	1400	62	0.64	2.5	1.8	21
MC90S-4	0.55	0.75	220	5.6	1400	66	0.69	2.5	1.8	29
MC90L-4	0.75	1	220	6.9	1400	68	0.73	2.5	1.8	37
MC100L1-4	1.10	1.5	220	9.9	1400	71	0.74	2.5	1.8	60
MC100L2-4	1.50	2	220	12.5	1450	73	0.75	2.5	1.8	80
MC112M-4	2.20	3	220	17.7	1450	74	0.76	2.2	1.8	120